



Pressure Sensor Air PSB-2



- ▶ Absolute air pressure measurements
- ▶ Measurement range 0.1 to 2.0 bar
- ▶ Analog output

This sensor is designed for precise measurements of absolute air pressure, especially the air box and boost pressure of gasoline or Diesel engines.

An integrated circuit combines a piezo-resistive sensor element and electronics for signal-amplification and temperature-compensation. The output of the sensor is an analog, ratio metric signal.

The main feature and benefit of this sensor is the combination of the high quality of the production part and an individual calibration. Each sensor is delivered with a calibration sheet to enable very small measurement tolerances.

Application

Application	0.1 to 2.0 bar (a)
Pressure reference type	absolute
Max. pressure	5 bar
Operating temp. range	-40 to 130°C
Media temp. range	-40 to 130°C
Storage temp. range	-40 to 130°C
Max. vibration	280 m/s ² at 200 Hz, 125 m/s ² at 440 Hz sine

Technical Specifications

Mechanical Data

Mounting	M6
Fitting	12,05 mm
Weight w/o wire	17 g
Sealing	O-ring 7.59 x 2.62 mm

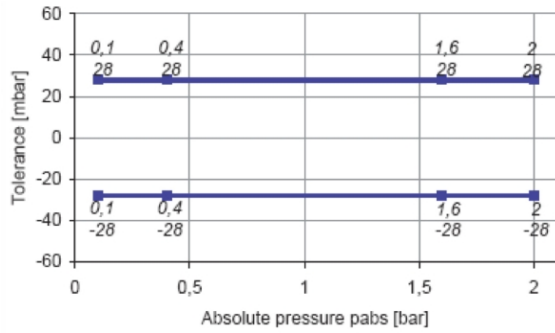
Electrical Data

Power supply U_S	4.75 to 5.25 V
Max power supply U_S max.	16 V
Full scale output U_A at 5 V	0.3 to 4.8 V
Current I_S	9 mA

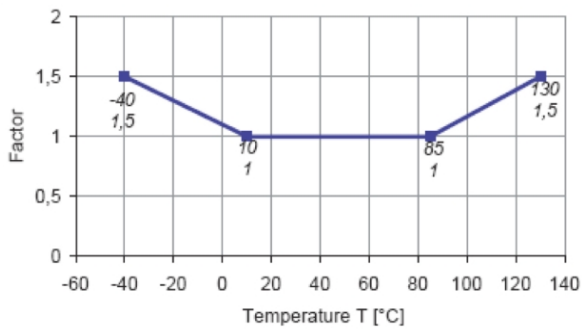
Characteristic

Response time T10/90	1 ms
Compensated range	10 to 85°C
Tolerance (FS) at $U_S = 5$ V	± 0.028 bar
Tolerance (FS)	± 1.4 %
Sensitivity	2236 mV/bar (an individual calibration sheet will be delivered)
Offset	176 mV (an individual calibration sheet will be delivered)

Tolerance



Expansion of Tolerance



Connectors and Wires

Connector	ASL 6-06-05PC-HE
Mating connector	ASL 0-06-05SC-HE
Pin 1	-
Pin 2	GND
Pin 3	SIG

Pin 4	U _S
Pin 5	-
Various motorsport and automotive connectors are available on request.	
Sleeve	DR-25
Wire Size	AWG 24
Wire Length L	15 to 100 cm
Various motorsport and automotive connectors are available on request.	
Please specify the required wire length with your order.	

Installation Notes

The PSB-2 is designed for engines using ROZ95, ROZ98, M15, E22 and Diesel.

The sensor can be connected directly to most control units.

To avoid noise, an ECU-input circuit with a RC-lowpass filter (tau = 2 ms) is recommended.

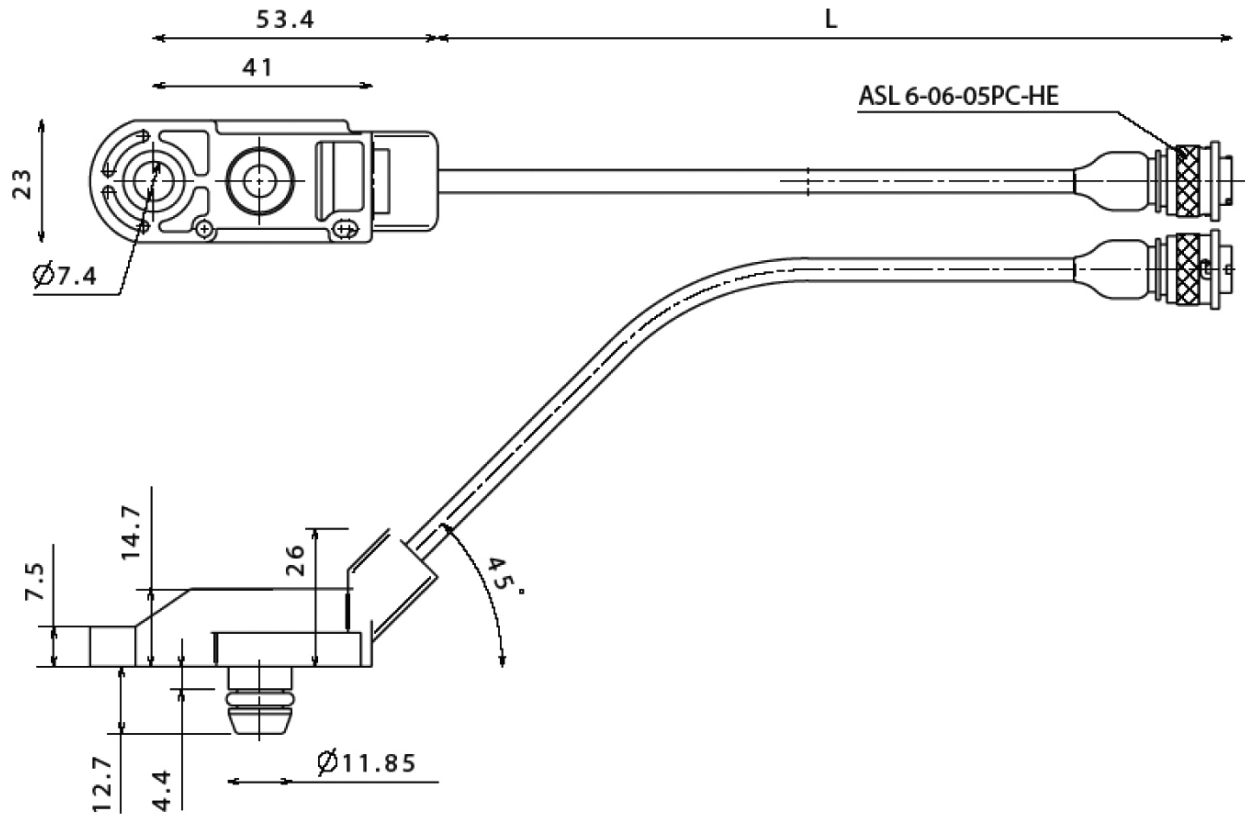
Use engine oil (5W40) as O-Ring grease (no silicone based grease).

Avoid miss-pinning (max. 5 minutes at I = 0.3 A).

To optimise the accuracy of this sensor, an individual calibration data sheet is delivered with each sensor.

Please find further application hints in the offer drawing and free download of the sensor configuration file (*.sdf) for the Bosch Data Logging System at our homepage.

Dimensions



Ordering Information

Pressure Sensor Air PSB-2

B 261 209 337

Europe:

Bosch Engineering GmbH
Motorsport
Robert-Bosch-Allee 1
74232 Abstatt
Germany
Tel.: +49 7062 911 79101
Fax: +49 7062 911 79104
motorsport@bosch.com
www.bosch-motorsport.de

North and South America:

Bosch Engineering North America
Motorsports
38000 Hills Tech Drive
Farmington Hills, MI 48331-3417
United States of America
Tel.: +1 248 876 2977
Fax: +1 248 876 7373
motorsport@bosch.com
www.bosch-motorsport.com

Asia Pacific:

Bosch Engineering Japan K.K.
Motor Sport Department
3-33-8 Tsuruya-cho, Kanagawa-ku, Yokohama-shi
Kanagawa 221-0835
Japan
Tel.: +81 45 410 1650
Fax: +81 45 410 1651

Represented by